



SOUND WAVES

NSW STAGE 1 SYLLABUS MATCH

Contents

Sound Waves Components	2
NSW Stage 1 Syllabus Match	3
Understanding Different Instructional Sequences	14
Sound Waves Year 1 Mapped to the Suggested NSW Instructional Sequence.....	15
Sound Waves Year 2 Mapped to the Suggested NSW Instructional Sequence.....	21

Sound Waves Components

The Sound Waves program (F–6) consists of online resources, Student Books, Decodable Readers and extra resources.

Use this document to understand how Years 1 and 2 of Sound Waves comprehensively meet the outcomes and content for Phonic Knowledge and Spelling in the NSW Stage 1 Syllabus.

Additionally, refer to this document to see how Sound Waves Years 1 and 2 align with the suggested NSW Stage 1 instructional sequences for grapheme–phoneme correspondences.

Online resources



Student Books



Decodable Readers





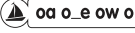




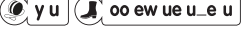

Extra resources







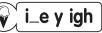






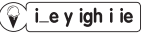










NSW Stage 1 Syllabus Match

Outcome	Content	Sound Waves Year 1	Sound Waves Year 2
<p>PHONIC KNOWLEDGE</p> <p>EN1-PHOKW-01: uses initial and extended phonics, including vowel digraphs, trigraphs to decode and encode words when reading and creating texts.</p>	<p>Single-syllable words</p> <p>blend grapheme–phoneme correspondences to read CCVCC words, CCCVC words and CCCVCC words and apply this when reading texts</p>	<p>CCVCC Focus Words:</p> <ul style="list-style-type: none"> • Units 6, 16, 26 <p>Decodable Readers:</p> <ul style="list-style-type: none"> • Book 2 b, bb (extended) • Book 3 a (core and extended) • Book 5 e, ea (core and extended) • Book 6 d, dd (core and extended) • Book 7 i (core and extended) • Book 8 f, ff (core and extended) • Book 9 o, a (core and extended) • Book 10 g, gg (core and extended) • Book 11 u, o (core and extended) • Book 12.1 h (core and extended) • Book 12.2 j (core and extended) • Book 13 ai, ay, a_e (core and extended) • Book 14 l, ll (core and extended) • Book 15 ee, e, ea, y (core and extended) • Book 16 m, mm (extended) • Book 17 i_e, y, igh (core and extended) • Book 18.1 n, nn (extended) • Book 18.2 ng (core and extended) • Book 19 oa, o_e, ow, o (extended) • Book 20.1 p, pp (core and extended) • Book 20.2 r, rr (core and extended) • Book 21 ar, a (core and extended) • Book 22 s, ss, x, se (core and extended) • Book 23 ir, ur, er (core and extended) • Book 24 t, tt (core and extended) • Book 25 or, ore, a, aw (core and extended) • Book 26.1 v, ve (core and extended) • Book 26.2 w, wh, u (core and extended) 	<p>CCVCC Focus Words:</p> <ul style="list-style-type: none"> • Units 2, 3, 5, 6, 8, 18, 19, 20, 24, 31 <p>CCCVC Focus Words:</p> <ul style="list-style-type: none"> • Units 15, 20, 24, 32 <p>Note: Many CCCVCC words are formed by adding the suffix s or ed to CCCVC words. For example, <i>scrub</i> (CCCVC) becomes <i>scrubs</i> (CCCVCC), or <i>splash</i> (CCCVC) becomes <i>splashed</i> (CCCVCC). Students learn the suffixes s and ed in Years 1 and 2, and CCCVC Focus Words in Year 2. This allows them to begin reading and spelling many CCCVCC words.</p>











NSW Stage 1 Syllabus Match

Outcome	Content	Sound Waves Year 1	Sound Waves Year 2
<p>PHONIC KNOWLEDGE</p> <p>EN1-PHOKW-01: uses initial and extended phonics, including vowel digraphs, trigraphs to decode and encode words when reading and creating texts.</p> <p>(continued)</p>	<p>Single-syllable words (continued)</p> <p>blend grapheme-phoneme correspondences to read CCVCC words, CCCVC words and CCCVCC words and apply this when reading texts</p> <p>(continued)</p>	<ul style="list-style-type: none"> • Book 27 oo, u (core and extended) • Book 28 y (core and extended) • Book 29 oo, ew (core and extended) • Book 30 z, zz, s (core and extended) • Book 31 ou, ow (extended) • Book 32.1 ch (core and extended) • Book 32.2 sh (core and extended) • Book 33.1 oy, oi (core and extended) • Book 33.2 eer, ear (core) • Book 34.1 th (core and extended) • Book 34.2 th (extended) • Book 35 air (core and extended) • Book 36 er (extended) 	
	<p>segment and encode one-syllable high-frequency base words with split digraphs and apply this when creating texts</p>	<p>Split digraphs:</p> <ul style="list-style-type: none"> • Unit 13: a_e for  • Unit 17: i_e for  • Unit 19: o_e for  	<p>Split digraphs:</p> <ul style="list-style-type: none"> • Unit 13: a_e for  • Unit 15: e_e for  • Unit 17: i_e for  • Unit 19: o_e for  • Unit 28: u_e for  • Unit 29: u_e for 
	<p>segment and encode CCVCC words, CCCVC words and CCCVCC words and apply this when creating texts</p>	<p>CCVCC Focus Words:</p> <ul style="list-style-type: none"> • Units 6, 16, 26 	<p>CCVCC Focus Words:</p> <ul style="list-style-type: none"> • Units 2, 3, 5, 6, 8, 18, 19, 20, 24, 31 <p>CCCVC Focus Words:</p> <ul style="list-style-type: none"> • Units 15, 20, 24, 32 <p>Note: Many CCCVCC words are formed by adding the suffix s or ed to CCCVC words. For example, <i>scrub</i> (CCCVC) becomes <i>scrubs</i> (CCCVCC), or <i>splash</i> (CCCVC) becomes <i>splashed</i> (CCCVCC). Students learn the suffixes s and ed in Years 1 and 2, and CCCVC Focus Words in Year 2. This allows them to begin reading and spelling many CCCVCC words.</p>

NSW Stage 1 Syllabus Match

Outcome	Content	Sound Waves Year 1	Sound Waves Year 2
<p>PHONIC KNOWLEDGE</p> <p>EN1-PHOKW-01: uses initial and extended phonics, including vowel digraphs, trigraphs to decode and encode words when reading and creating texts.</p> <p>(continued)</p>	<p>Single-syllable words (continued)</p> <p>blend and decode one-syllable words with taught extended vowel graphs and digraphs, including graphemes for r-controlled vowels and diphthongs, and apply this when reading texts</p> <p>segment and encode one-syllable words with taught vowel graphs, digraphs and trigraphs and apply this when creating texts</p>	<p>Vowel graphemes:</p> <ul style="list-style-type: none"> Unit 3: a for  a Decodable Readers: Book 3 a (support, core and extended) Unit 5: e, ea, ai for  eea Decodable Readers: Book 5 e, ea (support, core and extended) Unit 7: i for  i Decodable Readers: Book 7 i (support, core and extended) Unit 9: o, a for  oa Decodable Readers: Book 9 o, a (support o, core o, a and extended o, a) Unit 11: u, o for  uo Decodable Readers: Book 11 u, o (support u, core u, o and extended u, o) Unit 13: ai, ay, a_e, ey, igh for  ai ay a_e Decodable Readers: Book 13.1 ai (support), Book 13.2 ay (support), Book 13.3 a_e (support), Book 13 ai, ay, a_e, igh (core and extended) Unit 15: ee, e, ea, y for  ee e ea y Decodable Readers: Book 15.1 ee, e (support), Book 15.2 ea (support), Book 15 ee, e, ea, y (core and extended) Unit 17: i_e, y, igh for  i_e y igh Decodable Readers: Book 17.1 i_e, y (support), Book 17.2 igh (support) Book 17 i_e, y, igh (core and extended) Unit 19: oa, o_e, ow, o, oe for  oa o_e ow o Decodable Readers: Book 19.1 o_e, o (support), Book 19.2 oa, ow (support), Book 19 oa, o_e, ow, o (core and extended) 	<p>Vowel graphemes:</p> <ul style="list-style-type: none"> Unit 3: a for  a Unit 5: e, ea, a, ie, ai for  eea Unit 7: i, e for  i Unit 9: o, a for  oa Unit 11: u, o for  uo Unit 13: ai, ay, a_e, a, igh for  ai ay a_e a Unit 15: ee, ea, y, ie, e_e for  ee ea y ie Unit 17: i_e, y, igh, i, ie, uy for  i_e y igh i ie Unit 19: oa, o_e, ow, o for  oa o_e ow o Unit 21: ar, a, are for  ar a Unit 23: ir, ur, or, er, ere, ear for  ir ur or er Unit 25: or, ore, a, aw, au, our for  or ore a aw au Unit 27: oo, u, oul for  oo u Unit 29: oo, ew, ue, u_e, o, ou, wo for  oo ew ue u_e u Unit 31: ou, ow, hou for  ou ow Unit 33: oy, oi for  oy oi, eer, ear, ere for  eer ear Unit 35: air, are, ear, ere, eir, ey're for  air are Unit 36: er, a, e for  er ar or a e i o u

NSW Stage 1 Syllabus Match

Outcome	Content		Sound Waves Year 1	Sound Waves Year 2
<p>PHONIC KNOWLEDGE</p> <p>EN1-PHOKW-01: uses initial and extended phonics, including vowel digraphs, trigraphs to decode and encode words when reading and creating texts.</p> <p>(continued)</p>	<p>Single-syllable words</p> <p>(continued)</p>	<p>blend and decode one-syllable words with taught extended vowel graphs and digraphs, including graphemes for r-controlled vowels and diphthongs, and apply this when reading texts</p> <p>(continued)</p> <p>segment and encode one-syllable words with taught vowel graphs, digraphs and trigraphs and apply this when creating texts</p> <p>(continued)</p>	<ul style="list-style-type: none"> Unit 21: ar, a, are for  ar a Decodable Readers: Book 21 ar, a (support ar, core ar, a and extended ar, a) Unit 23: ir, ur, er, ere for  ir ur er Decodable Readers: Book 23.1 ir, ur (support), Book 23.2 er (support), Book 23 ir, ur, er (core and extended) Unit 25: or, ore, a, aw, au, our for  or ore a aw au Decodable Readers: Book 25.1 or, a (support), Book 25.2 aw (support), Book 25 or, ore, a, aw (core and extended) Unit 27: oo, u, oul for  oo u Decodable Readers: Book 27 oo, u (support, core and extended) Unit 29: oo, ew, o, ou, wo for  oo ew Decodable Readers: Book 29 oo, ew (support oo, core oo, ew and extended oo, ew) Unit 31: ou, ow for  ou ow Decodable Readers: Book 31 ou, ow (support, core and extended) Unit 33: oy, oi for  oy oi, eer, ear, ere for  eer ear Decodable Readers: Book 33.1 oy, oi (support, core and extended) Book 33.2 eer, ear (support, core and extended) Unit 35: air, ere, eir for  air Decodable Readers: Book 35 air (support, core and extended) Unit 36: er for  er Decodable Readers: Book 36 er (support, core and extended) 	










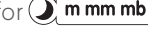
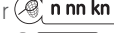


NSW Stage 1 Syllabus Match

Outcome	Content	Sound Waves Year 1	Sound Waves Year 2
<p>PHONIC KNOWLEDGE</p> <p>EN1-PHOKW-01: uses initial and extended phonics, including vowel digraphs, trigraphs to decode and encode words when reading and creating texts.</p> <p>(continued)</p>	<p>Single-syllable words (continued)</p> <p>decode words with less common consonant digraphs and apply this when reading texts</p>	<p>Consonant digraphs:</p> <ul style="list-style-type: none"> Unit 12: wh for h Unit 22: se for s ss x se <p>Decodable Readers: Book 22.2 se (support), Book 22 s, ss, x, se (core and extended)</p> <ul style="list-style-type: none"> Unit 26: wh for w wh u <p>Decodable Readers: Book 26.2 w, wh, u (support w, wh, core w, wh, u and extended w, wh, u)</p>	<p>Consonant digraphs:</p> <ul style="list-style-type: none"> Unit 4: ch for k c q ck x ch Unit 8: ph for f ff ph Unit 12: wh for h, ge for j g ge dge Unit 16: mb, me for m mm mb Unit 18: kn for n nn kn Unit 20: wr for r rr wr Unit 22: se, ce for s ss se ce x c Unit 26: wh for w wh u Unit 30: se for z zz s se Unit 32: ch for sh ch ti ci
	<p>decode words with trigraphs and quadgraphs and apply this when reading texts</p>	<p>Trigraphs and quadgraphs:</p> <ul style="list-style-type: none"> Unit 13: igh for ai ay a_e Unit 17: igh for i_e y igh <p>Decodable Readers: Book 17.2 igh (support), Book 17 i_e, y, igh (core and extended)</p> <ul style="list-style-type: none"> Unit 21: are for ar a Unit 23: ere for ir ur er Unit 25: ore, our for or ore a aw au <p>Decodable Readers: Book 25 or, ore, a, aw (core and extended)</p> <ul style="list-style-type: none"> Unit 27: oul for oo u Unit 33: eer, ear, ere for eer ear <p>Decodable Readers: Book 33.2 eer, ear (support, core and extended)</p> <ul style="list-style-type: none"> Unit 35: air, ere, eir for air <p>Decodable Readers: Book 35 air (support, core and extended)</p>	<p>Trigraphs and quadgraphs:</p> <ul style="list-style-type: none"> Unit 13: igh for ai ay a_e a Unit 17: igh for i_e y igh i ie Unit 21: are for ar a Unit 23: ere, ear for ir ur or er Unit 25: ore, our for or ore a aw au Unit 27: oul for oo u Unit 31: hou for ou ow Unit 32: tch for ch tch Unit 33: eer, ear, ere for eer ear Unit 35: air, are, ear, ere, eir, ey're for air are

NSW Stage 1 Syllabus Match

Outcome	Content	Sound Waves Year 1	Sound Waves Year 2
<p>PHONIC KNOWLEDGE</p> <p>EN1-PHOKW-01: uses initial and extended phonics, including vowel digraphs, trigraphs to decode and encode words when reading and creating texts.</p> <p>(continued)</p>	<p>Multisyllabic words</p> <p>blend and decode 2-syllable words with taught vowel graphs, digraphs, trigraphs and quadgraphs, including graphemes for r-controlled vowels and diphthongs and apply this when reading texts</p>	<p>Focus Words:</p> <ul style="list-style-type: none"> • Units 2, 3, 6, 7, 9, 10, 12, 13, 15, 16, 18–31, 36 <p>Decodable Readers:</p> <ul style="list-style-type: none"> • Book 2 b, bb (core and extended) • Book 3 a (core and extended) • Book 4 k, c, q, ck, x (core and extended) • Book 5 e, ea (core and extended) • Book 6 d, dd (support d, core d, dd and extended d, dd) • Book 7 i (core and extended) • Book 8 f, ff (support, core and extended) • Book 9 o, a (core and extended) • Book 10 g, gg (core and extended) • Book 11 u, o (core and extended) • Book 12.1 h (core and extended) • Book 12.2 j (core and extended) • Book 13 ai, ay, a_e (core and extended) • Book 14 l, ll (core and extended) • Book 15 ee, e, ea, y (core and extended) • Book 16 m, mm (support m, core m, mm and extended m, mm) • Book 17 i_e, y, igh (core and extended) • Book 18.1 n, nn (support n, core n, nn and extended n, nn) • Book 18.2 ng (core and extended) • Book 19 oa, o_e, ow, o (core and extended) • Book 20.1 p, pp (core and extended) • Book 20.2 r, rr (support r, core r, rr and extended r, rr) • Book 21 ar, a (support ar, core ar, a and extended ar, a) • Book 22 s, ss, x, se (core and extended) • Book 23.1 ir, ur (support) • Book 23.2 er (support) • Book 23 ir, ur, er (core and extended) • Book 24 t, tt (support t, core t, tt and extended t, tt) 	<p>Focus Words:</p> <ul style="list-style-type: none"> • Units 2–28, 30, 31, 33, 34, 36

NSW Stage 1 Syllabus Match

Outcome	Content		Sound Waves Year 1	Sound Waves Year 2
<p>PHONIC KNOWLEDGE</p> <p>EN1-PHOKW-01: uses initial and extended phonics, including vowel digraphs, trigraphs to decode and encode words when reading and creating texts.</p> <p>(continued)</p>	<p>Multisyllabic words</p> <p>(continued)</p>	<p>blend and decode 2-syllable words with taught vowel graphs, digraphs, trigraphs and quadgraphs, including graphemes for r-controlled vowels and diphthongs and apply this when reading texts</p> <p>(continued)</p> <p>decode 2-syllable base words with common double consonants when reading texts</p>	<ul style="list-style-type: none"> • Book 25.1 or, a (support) • Book 25.2 aw (support) • Book 25 or, ore, a, aw (core and extended) • Book 26.1 v, ve (support, core and extended) • Book 26.2 w, wh, u (support w, wh, core w, wh, u and extended w, wh, u) • Book 27 oo, u (core and extended) • Book 28 y (core and extended) • Book 29 oo, ew (core and extended) • Book 30 z, zz, s (support, core and extended) • Book 31 ou, ow (support, core and extended) • Book 32.1 ch (core and extended) • Book 32.2 sh (support, core and extended) • Book 33.1 oy, oi (core and extended) • Book 33.2 eer, ear (core and extended) • Book 34.1 th (support, core and extended) • Book 34.2 th (core and extended) • Book 35 air (core and extended) • Book 36 er (support, core and extended) <p>Double consonants:</p> <ul style="list-style-type: none"> • Unit 2: bb for  Decodable Readers: Book 2 b, bb (core and extended) • Unit 6: dd for  Decodable Readers: Book 6 d, dd (core and extended) • Unit 10: gg for  • Unit 16: mm for  Decodable Readers: Book 16 m, mm (core and extended) • Unit 18: nn for  Decodable Readers: Book 18.1 n, nn (core and extended) 	<p>Double consonants:</p> <ul style="list-style-type: none"> • Unit 2: bb for  • Unit 6: dd for  • Unit 10: gg for  • Unit 14: ll for  • Unit 16: mm for  • Unit 18: nn for  • Unit 20: rr for  • Unit 24: tt for 

NSW Stage 1 Syllabus Match

Outcomes	Content	Sound Waves Year 1	Sound Waves Year 2
<p>PHONIC KNOWLEDGE</p> <p>EN1-PHOKW-01: uses initial and extended phonics, including vowel digraphs, trigraphs to decode and encode words when reading and creating texts.</p> <p>(continued)</p>	<p>Multisyllabic words</p> <p>(continued)</p> <p>decode 2-syllable base words with common double consonants when reading texts</p> <p>(continued)</p>	<ul style="list-style-type: none"> Unit 20: pp for pp, rr for rr Decodable Readers: Book 20.1 p, pp (core and extended) Book 20.2 r, rr (core and extended) Unit 24: tt for tt Decodable Readers: Book 24 t, tt (core and extended) Unit 30: zz for zz s Decodable Readers: Book 30 z, zz, s (core and extended) 	
<p>SPELLING</p> <p>EN1-SP-01: applies phonological, orthographic and morphological generalisations and strategies when spelling words in a range of writing contexts.</p>	<p>Phonological component</p> <p>segment single-syllable words into phonemes as a strategy for spelling</p> <p>segment multisyllabic words into syllables and phonemes as a strategy for spelling</p>	<p>Units 1–36</p> <p>Note: Students are explicitly taught to break words into syllables and phonemes as a strategy for spelling. Students practise and apply these strategies in Units 1–36.</p>	<p>Units 1–36</p> <p>Note: Students are explicitly taught to break words into syllables and phonemes as a strategy for spelling. Students practise and apply these strategies in Units 1–36.</p>
	<p>Orthographic component</p> <p>explain when to use double consonants to spell 2-syllable base words and apply this when spelling</p>	<p>Double consonants:</p> <ul style="list-style-type: none"> Unit 2: bb for bb Unit 6: dd for dd Unit 10: gg for gg Unit 16: mm for mm Unit 18: nn for nn Unit 20: pp for pp, rr for rr Unit 24: tt for tt Unit 30: zz for zz s <p>Note: Students are also taught when to use ff, ll and ss in single-syllable words.</p>	<p>Double consonants:</p> <ul style="list-style-type: none"> Unit 2: bb for bb Unit 6: dd for dd Unit 10: gg for gg Unit 14: ll for ll Unit 16: mm for mm mb Unit 18: nn for nn kn Unit 20: rr for rr wr Unit 24: tt for tt <p>Note: Students are also taught when to use ll and ss in single-syllable words.</p>

NSW Stage 1 Syllabus Match

Outcome	Content	Sound Waves Year 1	Sound Waves Year 2	
SPELLING EN1-SPELL-01: applies phonological, orthographic and morphological generalisations and strategies when spelling words in a range of writing contexts. (continued)	Orthographic component (continued)	spell high-frequency base words with taught vowel graphs, digraphs, split digraphs, trigraphs and quadgraphs	Units 1–36	
		explain that the consonant trigraphs, <i>-tch</i> and <i>-dge</i> , can end a base word immediately following a short vowel and apply this when spelling	Students learn the trigraph tch for  in Year 2 and the trigraph dge for  in Year 3.	• Unit 32: tch for  tch Note: Students learn the trigraph dge for  in Year 3.
		spell taught high-frequency contractions	Students are explicitly taught contractions from Year 2 onwards.	Contractions: • Unit 12: Contractions (with <i>is, has</i>) • Unit 14: Contractions (with <i>will</i>) • Unit 16: Contractions (with <i>l</i>) • Unit 24: Contractions (with <i>not</i>) • Unit 26: Contractions (with <i>have</i>) • Unit 27: Contractions (with <i>not</i>) • Unit 28: Contractions (with <i>you</i>)
		use extended phonic code for taught consonant phonemes	Extended graphemes: • Unit 2: bb for  • Unit 4: q, ck, x for  q, ck, x • Unit 6: dd for  • Unit 8: ff for  • Unit 10: gg for  • Unit 12: wh for  • Unit 14: ll for  • Unit 16: mm for  • Unit 18: nn for 	Extended graphemes: • Unit 2: bb for  • Unit 4: q, ck, x, ch for  q, ck, x, ch • Unit 6: dd for  • Unit 8: ff, ph for  ff, ph • Unit 10: gg for  • Unit 12: wh for  , g, ge for  j g ge dge • Unit 14: ll for  • Unit 16: mm, mb, me for  m mm mb • Unit 18: nn, kn for  n nn kn , ng, n for  ng n

NSW Stage 1 Syllabus Match

Outcome	Content	Sound Waves Year 1	Sound Waves Year 2
SPELLING EN1-SPELL-01: applies phonological, orthographic and morphological generalisations and strategies when spelling words in a range of writing contexts. (continued)	Orthographic component use extended phonic code for taught consonant phonemes (continued)	<ul style="list-style-type: none"> Unit 20: pp for ppp, rr for rrr Unit 22: ss, x, se for sss x se Unit 24: tt for ttt Unit 26: ve for v ve, wh, u for w wh u Unit 30: zz, s for zzz s 	<ul style="list-style-type: none"> Unit 20: rr, wr for rrr wr Unit 22: ss, se, ce, x, c for sss se ce x c Unit 24: tt for ttt Unit 26: ve for v ve, wh, u for w wh u Unit 30: s, se for zzz s se Unit 32: tch for ch tch, ch for sh ch ti ci
	Morphological component use spelling conventions when adding plural-marking suffixes	Suffixes (inflectional): <ul style="list-style-type: none"> Unit 7: s (plurals) Unit 30: s (plurals) 	Suffixes (inflectional): <ul style="list-style-type: none"> Unit 3: s (plurals) Unit 9: es (plurals) Unit 15: es (change y) (plurals) Unit 30: s, es (plurals)
	use spelling conventions when adding tense-marking suffixes	Suffixes (inflectional): <ul style="list-style-type: none"> Unit 12: ed, ing Unit 16: ed, ing Unit 22: ed, ing Unit 27: ed, ing Unit 28: s (verbs), ed, ing 	Suffixes (inflectional): <ul style="list-style-type: none"> Unit 2: ed, ing (double) Unit 6: ed, ing (double) Unit 10: ed, ing (double) Unit 11: ed, ing (double) Unit 13: ing (drop e) Unit 16: ing (drop e) Unit 17: es (verbs), ed (change y) Unit 19: ed, ing (drop e) Unit 22: ed, ing (drop e) Unit 30: s, es (verbs)
	spell nouns ending in the suffix -er to indicate a person	Students learn the derivational suffix er in Year 3.	Students learn the derivational suffix er in Year 3.
use the comparative and superlative suffixes -er and -est	Students learn the inflectional suffixes er and est in Year 2.	Suffixes (inflectional): <ul style="list-style-type: none"> Unit 7: er, est (double) Unit 9: er, est (double) Unit 21: er, est Unit 25: er, est 	

NSW Stage 1 Syllabus Match

Outcome	Content	Sound Waves Year 1	Sound Waves Year 2	
SPELLING EN1-SPELL-01: applies phonological, orthographic and morphological generalisations and strategies when spelling words in a range of writing contexts. (continued)	Morphological component (continued)	use the suffixes <i>-ful</i> , <i>-y</i> and <i>-ly</i> to spell taught high-frequency words	Students are explicitly taught derivational suffixes from Year 2 onwards.	Suffixes (derivational): <ul style="list-style-type: none"> • Unit 31: y • Unit 35: less Note: Students learn the derivational suffixes ful and ly in Year 3.
		use knowledge of morphemes to spell taught compound words and homophones with taught single-letter graphemes, digraphs, split digraphs, trigraphs and quadgraphs	Compound words: <ul style="list-style-type: none"> • Unit 35 Homophones: <ul style="list-style-type: none"> • Units 19, 29, 33, 34, 35 	Compound words: <ul style="list-style-type: none"> • Units 8, 19, 27, 31 Homophones: <ul style="list-style-type: none"> • Units 13, 15, 18, 25, 27, 28, 29, 33, 35
		use common prefixes such as <i>un-</i> , <i>re-</i> and <i>dis-</i>	Students are explicitly taught prefixes from Year 2 onwards.	Prefixes: <ul style="list-style-type: none"> • Unit 17: un • Unit 20: re Note: Students learn the prefix dis in Year 3.

Understanding Different Instructional Sequences

The suggested NSW Stage 1 instructional sequences for grapheme–phoneme correspondences provide general advice for sequencing the teaching of phoneme–grapheme relationships in Stage 1. The K–2 sequence is a ‘suggested example that schools may adapt or adopt’¹ and ‘not all grapheme–phoneme combinations have been included’¹.

Years 1 and 2 of Sound Waves are taught in a different sequence to the suggested Stage 1 instructional sequences. There are four main reasons why the Sound Waves Years 1 and 2 sequence intentionally differs from the suggested Stage 1 instructional sequences:

1. To prioritise revision

In Sound Waves, many graphemes from previous years are retaught as it can take multiple years of instruction and practice before students cement their understanding of phoneme–grapheme relationships.

The suggested Stage 1 instructional sequences include limited revision of previously taught phoneme–grapheme relationships. For example, of the 58 phoneme–grapheme relationships listed in the suggested Early Stage 1 sequence, 26 are not included in the suggested Stage 1 sequences.

Despite the limited revision opportunities included in the suggested Stage 1 sequences, the NSW Department of Education suggests teachers plan and deliver ‘explicit, systematic and cumulative phonics lessons’¹ and that they ‘review and repeat Early Stage 1/Stage 1 content while introducing new GPCs.’¹

2. To ensure the difficulty level steadily increases

In Sound Waves, instruction is structured to move from simple to more complex concepts across the year. For example, short vowel graphemes and single consonant graphemes are revised in Term 1.

In the suggested K–2 sequence, Year 1 begins with complex vowels, so, the first week of instruction begins with the split digraph **a_e** (a difficult vowel grapheme).

3. To cover all common and useful phoneme–grapheme relationships

In Sound Waves, all common and highly useful graphemes appropriate for Years 1 and 2 students are included in the teaching alongside those that are more unusual.

In the suggested Stage 1 sequences, some common phoneme–grapheme relationships appear in just a few words or in words beyond the difficulty level appropriate for Years 1 and 2 students. For example, the advanced and uncommon graphemes **ch** for **ch tch**, **rh** for **r r wr** and **ps** for **s ss se ce xc** are included in the suggested sequence for Year 2. More common and useful phoneme–grapheme relationships are also left out of the suggested Stage 1 sequences. For example, the graphemes **nn** for **n nn kn** and **a** for **or ore a aw au** are not listed in the suggested K–2 sequence.

4. To cover morphology

Sound Waves Years 1 and 2 include multiple lessons on morphology (prefixes and suffixes), which are a critical component of reading and spelling instruction, including:

- adding inflectional suffixes (**ed, ing, s, es, er, est**) to words that do not require a base change
- doubling and dropping **e** and changing **y** before adding inflectional suffixes
- prefixes (**un, re**)
- derivational suffixes (**y, less**).

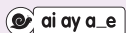





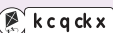






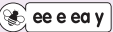


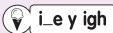

The suggested Stage 1 instructional sequences do not cover morphology.

Refer to pages 3–13 and the *Sound Waves Scope and Sequence* for a more complete picture of the content taught in Years 1 and 2 of Sound Waves.

Reference

1. NSW Department of Education, 2023. *K–2 – Instructional sequence – grapheme–phoneme correspondences*, [online]. Available at: <<https://education.nsw.gov.au/teaching-and-learning/curriculum/english/planning-programming-and-assessing-english-k-6/other-english-k-6-resources>>.

Sound Waves Year 1 Mapped to the Suggested NSW Instructional Sequence

Suggested Instructional Sequence for Year 1 (Term 1): Grapheme-phoneme Correspondences		Sound Waves Year 1 (Term 1)	
Grapheme	Phoneme		
a_e	/ay/ say	<p>The graphemes ai, ay, a_e, ey and igh for  are taught in Term 2, Unit 13.</p> <p>Students learn the grapheme a for  in Year 2 and the digraph ea for  in Year 3.</p>	<p>The following phoneme-grapheme relationships are taught in Term 1 of <i>Sound Waves Year 1</i> and are not listed in Term 1 of the suggested Year 1 sequence.</p> <ul style="list-style-type: none"> • b, bb for  • a for  • k, c, q, ck for  • x for   • e, ea, ai for  • d, dd for  • i for  • f, ff for  • o, a for 
ai			
ay			
a			
ey [#]			
ea [#]			
e_e	/ee/ me	<p>The graphemes ee, e, ea and y for  are taught in Term 2, Unit 15.</p> <p>Students learn the split digraph e_e for  in Year 2 and the digraph ey for  in Year 3.</p>	
ea			
ee			
e			
ey			
y			
i_e	/igh/ my	<p>The graphemes i_e, y and igh for  are taught in Term 2, Unit 17.</p> <p>Students learn the graphemes ie and i for  in Year 2.</p>	
ie			
i			
y			
igh			

Sound Waves Year 1 Mapped to the Suggested NSW Instructional Sequence

Suggested Instructional Sequence for Year 1 (Term 2): Grapheme-phoneme Correspondences	
Grapheme	Phoneme
o_e	/ow/ no
oa	
ow	
o	
oe	
ar	/ar/ farm
a#	
or	/or/ fork
ore	
oor#	
aw#	
u_e	/oo/ soon
ue	
oo	
ew	
ough#	
oe#	

Sound Waves Year 1 (Term 2)	
	<p>The following phoneme-grapheme relationships are taught in Term 2 of <i>Sound Waves Year 1</i> and are not listed in Term 2 of the suggested Year 1 sequence.</p> <ul style="list-style-type: none"> • g, gg for g gg • u, o for u o • h, wh for h • j for j • ai, ay, a_e, ey, igh for ai ay a_e • l, ll for l ll • ee, e, ea, y for ee e ea y • m, mm for m mm • i_e, y, igh for i_e y igh • n, nn for n nn • ng for ng
<p>The graphemes oa, o_e, ow, o and oe for are taught in Term 3, Unit 19.</p>	
<p>The graphemes ar, a and are for are taught in Term 3, Unit 21.</p>	
<p>The graphemes or, ore, a, aw, au and our for are taught in Term 3, Unit 25. Students learn the trigraph oor for in Year 3.</p>	
<p>The graphemes oo, ew, o, ou and wo for are taught in Term 4, Unit 29. Students learn the graphemes u_e and ue for in Year 2, the quadgraph ough for in Year 3 and the digraph oe for in Year 4.</p>	

Sound Waves Year 1 Mapped to the Suggested NSW Instructional Sequence

Suggested Instructional Sequence for Year 1 (Term 2): Grapheme-phoneme Correspondences

Grapheme	Phoneme
ou	/ow/ cow
ow	
ea [#]	/e/ get

Sound Waves Year 1 (Term 2)

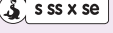
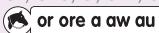


The digraphs **ou** and **ow** for  **ou ow** are taught in Term 4, Unit 31.

The graphemes **e**, **ea** and **ai** for  **e ea** are taught in Term 1, Unit 5.

See page 16 for the phoneme-grapheme relationships taught in Term 2 of *Sound Waves Year 1*.

Sound Waves Year 1 Mapped to the Suggested NSW Instructional Sequence

Suggested Instructional Sequence for Year 1 (Term 3): Grapheme-phoneme Correspondences	
Grapheme	Phoneme
oy	/oy/ toy
oi	
er	/er/ her
ir	
ur	
or [#]	
ear [#]	
u	/oo/ look
oo	
oul	
er	/er/ sister
ar	/ar/ dollar
or	/or/ actor
j	/j/ jab
g	
ge	
dge	


Sound Waves Year 1 (Term 3)	
<p>The digraphs oy and oi for  are taught in Term 4, Unit 33.</p>	<p>The following phoneme-grapheme relationships are also taught in Term 3 of <i>Sound Waves Year 1</i> and are not listed in Term 3 of the suggested Year 1 sequence.</p> <ul style="list-style-type: none"> • oa, o_e, ow, o, oe for  • p, pp for  • r, rr for  • ar, a, are for  • s, ss, se for  • x for   • t, tt for  • or, ore, a, aw, au, our for  • v, ve for  • w, wh, u for 
<p>The graphemes ir, ur, er and ere for  are taught in Term 3, Unit 23. Students learn the graphemes or and ear for  in Year 2.</p>	
<p>The graphemes oo, u and oul for  are taught in Term 3, Unit 27.</p>	
<p>The digraph er for  is taught in Term 4, Unit 36. Students learn the digraph ar for  in Year 3 and the digraph or for  in Year 4.</p>	
<p>The grapheme j for  is taught in Term 2, Unit 12. Students learn the graphemes g and ge for  in Year 2 and the trigraph dge for  in Year 3.</p>	

Sound Waves Year 1 Mapped to the Suggested NSW Instructional Sequence

Suggested Instructional Sequence for Year 1 (Term 3): Grapheme-phoneme Correspondences

Grapheme	Phoneme
tch	/ch/ char

Sound Waves Year 1 (Term 3)








The digraph **ch** for  is taught in Term 4, Unit 32.

Students learn the trigraph **tch** for  in Year 2.

See page 18 for the additional phoneme-grapheme relationships taught in Term 3 of *Sound Waves Year 1*.

Sound Waves Year 1 Mapped to the Suggested NSW Instructional Sequence

Suggested Instructional Sequence for Year 1 (Term 4): Grapheme-phoneme Correspondences	
Grapheme	Phoneme
air	/air/ air
are	
ear	
ough [#]	/or/ for
ar [#]	
al [#]	
kn	/n/ in
gn	
sh	/sh/ shop
ch	
ear	/ear/ dear
eer	

Sound Waves Year 1 (Term 4)	
<p>The trigraphs air, ere and eir for  are taught in Term 4, Unit 35.</p> <p>Students learn the trigraphs are and ear for  in Year 2.</p>	<p>The following phoneme-grapheme relationships are also taught in Term 4 of <i>Sound Waves Year 1</i> and are not listed in Term 4 of the suggested Year 1 sequence.</p> <ul style="list-style-type: none"> • y for  • oo, ew, o, ou, wo for  • z, zz, s for  • ou, ow for  • ch for  • oy, oi for  • th for  • th for  • er for 
<p>The graphemes or, ore, a, aw, au and our for  are taught in Term 3, Unit 25.</p> <p>Students learn the graphemes ough, ar and al for  in Year 3.</p>	
<p>The graphemes n and nn for  are taught in Term 2, Unit 18.</p> <p>Students learn the digraph kn for  in Year 2 and the digraph gn for  is featured in Focus Words in Year 5 (Units 17 and 30) and Year 6 (Units 3, 6, 8, 13 and 17).</p>	
<p>The digraph sh for  is taught in Term 4, Unit 32.</p> <p>Students learn the digraph ch for  in Year 2.</p>	
<p>The trigraphs eer, ear and ere for  are taught in Term 4, Unit 33.</p>	

[#]Less frequently used graphemes and alternative spellings. Introduce and teach strategically for students who are ready for the extended phonics code.

Sound Waves Year 2 Mapped to the Suggested NSW Instructional Sequence

Suggested Instructional Sequence for Year 2 (Term 1): Grapheme-phoneme Correspondences

Grapheme	Phoneme
-tt- -bb- -dd- -pp- -mm- -gg-	/t/ /b/ /d/ /p/ /m/ /g/
u	/u/ up
o	
ou [#]	
oo [#]	
o	/o/ hot
a	
au [#]	
le	schwa + /l/
e+l/el	
a+l/al	
i+l/il [#]	
kn	/n/ in
gn	

Sound Waves Year 2 (Term 1)


Term 1, Unit 2 (**bb**)

Term 1, Unit 6 (**dd**)


Term 2, Unit 10 (**gg**)

Term 2, Unit 16 (**mm**)

Term 3, Unit 24 (**tt**)

Students learn the grapheme **pp** for  **pp** in Year 1, Unit 20 and it is revised in Unit 20 in Years 4, 5 and 6.

The graphemes **u** and **o** for  **uo** are taught in Term 2, Unit 11.

Students learn the digraph **ou** for  **uo** in Year 3 and the digraph **oo** for  **uo** in Year 4.

The graphemes **o** and **a** for  **oa** are taught in Term 1, Unit 9.

Students learn the digraph **au** for  **oa** in Year 5.

Words ending in **le** for  **ll** or  **er ar or a e i o u**  **ll** are taught in Terms 1–3, Units 2, 7, 10, 22, 23 and 24.

Students learn words ending in **el**, **al** and **il** for  **er ar or a e i o u**  **ll** in Year 3.

The graphemes **n**, **nn** and **kn** for  **nn kn** are taught in Term 2, Unit 18.

The digraph **gn** for  **nn kn** is featured in Focus Words in Year 5 (Units 17 and 30) and Year 6 (Units 3, 6, 8, 13 and 17).

The following phoneme-grapheme relationships are also taught in Term 1 of *Sound Waves Year 2* and are not listed in Term 1 of the suggested Year 2 sequence.

- **b** for  **bb**
- **a** for  **a**
- **k, c, q, ck, ch** for  **kcqckxch**
- **x** for  **kcqckxch**  **ss se ce xc**
- **e, ea, a, ie, ai** for  **eea**
- **d** for  **dd**
- **i, e** for  **i**
- **f, ff, ph** for  **ff ph**


Sound Waves Year 2 Mapped to the Suggested NSW Instructional Sequence

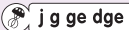
Suggested Instructional Sequence for Year 2 (Term 2): Grapheme-phoneme Correspondences

Grapheme	Phoneme
me	/m/ mit
mb [#]	
mn [#]	
j	/j/ jab
dj	
gi	
f/ff	/f/ fan
gh	/f/ fin
ph	
g	/g/ gut
gu	
gh	
gue [#]	
ch	/ch/ chair
tch	
c	
t	

Sound Waves Year 2 (Term 2)

The graphemes **m**, **mm**, **mb** and **me** for  are taught in Term 2, Unit 16.

Students learn the digraph **mn** for  in Year 5.




The graphemes **j**, **g** and **ge** for  are taught in Term 2, Unit 12.

Students learn the digraph **dj** for  in Year 5. The digraph **gi** for  is featured in Unit 12 Extension Words in Years 4, 5 and 6.

The graphemes **f**, **ff** and **ph** for  are taught in Term 1, Unit 8.

Students learn the digraph **gh** for  in Year 4.

The graphemes **g** and **gg** for  are taught in Term 2, Unit 10.



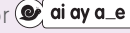

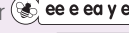
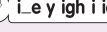


Students learn the digraph **gu** for  in Year 3, the digraph **gh** for  in Year 5 and the trigraph **gue** for  in Year 6.

The graphemes **ch** and **tch** for  are taught in Term 4, Unit 32.

Students learn the grapheme **t** for  in Year 3.

The grapheme **c** is an unusual way to represent  and it is not taught in Sound Waves.

The following phoneme-grapheme relationships are also taught in Term 2 of *Sound Waves Year 2* and are not listed in Term 2 of the suggested Year 2 sequence.

- u, o for 
- h, wh for 
- ai, ay, a_e, a, igh for 
- l, ll for 
- ee, ea, y, ie, e_e for 
- i_e, y, igh, i, ie, uy for 
- n, nn, kn for 
- ng, n for 

Sound Waves Year 2 Mapped to the Suggested NSW Instructional Sequence


Suggested Instructional Sequence for Year 2 (Term 3): Grapheme-phoneme Correspondences

Grapheme	Phoneme
k	/k/ kid
c	
ck	
que	
ch	/sh/ shop
s	
ss	
ce	/ay/ say
eigh [#]	
aigh [#]	/sh/ shop
ti	
si	
ci	/r/ run
r	
wr	
rh [#]	

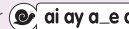
Sound Waves Year 2 (Term 3)

The graphemes **k, c, q, ck** and **ch** for  and **x** for   are taught in Term 1, Unit 4.

Students learn the trigraph **que** for  in Year 6.



The digraphs **sh** and **ch** for  are taught in Term 4, Unit 32.

Students learn the grapheme **s** for  in Year 3 and the digraph **ss** for  in Year 5. The digraph **ce** for  is featured in Unit 32 Extension Words in Years 2 and 6.

The graphemes **ai, ay, a_e, a** and **eigh** for  are taught in Term 2, Unit 13.

Students learn the quadgraph **aigh** for  in Year 5.

The digraphs **sh** and **ch** for  are taught in Term 4, Unit 32.

Students learn the digraphs **ti** and **ci** for  in Year 4. The digraph **si** for  is featured in Year 5, Unit 32 Extension Words.

The graphemes **r, rr** and **wr** for  are taught in Term 3, Unit 20.

Students learn the digraph **rh** for  in Year 6.

The following phoneme-grapheme relationships are also taught in Term 3 of *Sound Waves Year 2* and are not listed in Term 3 of the suggested Year 2 sequence.

- **oa, o_e, ow, o** for 
- **p** for 
- **ar, a, are** for 
- **s, ss, se, ce, c** for 
- **x** for  
- **ir, ur, or, er, ere, ear** for 
- **t, tt** for 
- **or, ore, a, aw, au, our** for 
- **v, ve** for 
- **w, wh, u** for 
- **oo, u, oul** for 

Sound Waves Year 2 Mapped to the Suggested NSW Instructional Sequence



Suggested Instructional Sequence for Year 2 (Term 4): Grapheme-phoneme Correspondences

Grapheme	Phoneme
s	/sh/ treasure
si [#]	/sh/ vision
ge [#]	/sh/ beige
s	/s/ sat
se	
c(+i)/ci [#]	
c(+e)/ce [#]	
cy [#]	
st [#]	
sc [#]	
ps [#]	

Sound Waves Year 2 (Term 4)















Term 4, Unit 30

Students are introduced to the phoneme only. Students learn graphemes for this phoneme in Year 4.

The graphemes **s**, **ss**, **se**, **ce** and **c** (before **e**, **i** or **y**) for  **s ss se ce x c** and **x** for  **k c q ck x ch** are taught in Term 3, Unit 22.

Students learn the digraph **st** for  **s ss se ce x c** in Year 6 and the digraph **sc** for  **s ss se ce x c** in Year 5. The digraph **ps** for  **s ss se ce x c** is featured in Year 6, Unit 22 Extension Words.

The following phoneme-grapheme relationships are taught in Term 4 of *Sound Waves Year 2* and are not listed in Term 4 of the suggested Year 2 sequence.

- **y** for  **y u**
- **ew, u_e** for  **y u**  **oo ew ue u_e u**
- **oo, ew, ue, u_e, o, ou, wo** for  **oo ew ue u_e u**
- **z, s, se** for  **z zz s se**
- **ou, ow, hou** for  **ou ow**
- **ch, tch** for  **ch tch**
- **sh, ch** for  **sh ch ti ci**
- **oy, oi** for  **oy oi**
- **eer, ear, ere** for  **eer ear**
- **th** for  **th**
- **th** for  **th**
- **air, are, ear, ere, eir, ey're** for  **air are**
- **er, a, e** for  **er ar or a e i o u**

[#] Less frequently used graphemes and alternative spellings. Introduce and teach strategically for students who are ready for the extended phonics code.