

6



WRITING TIME

Adventures in handwriting

Victorian Modern Cursive



Writing Time 6 Contents

| | | | |
|--|----|--|----|
| Writing Time Adventure Passport..... | 1 | Geological Changes | 38 |
| Contribution of Migrants | 2 | Speed Loops to Ascenders; Print to Cursive; Sustained Speed and Accuracy; Printing; Letter Discrimination | |
| Diagonal Joins to Neckline Entries; Slope; Spacing; Printing; Posture, Paper Position and Pencil Grip | | Imagery | 42 |
| Inventions and Discoveries | 6 | When Not to Loop; Letter Size; Copying Chunks; Spacing | |
| Diagonal Joins to <i>e</i> and <i>σ</i> ; Print to Cursive; Copying Chunks; Printing | | Editing | 46 |
| Friendly or Formal | 10 | The Letter <i>i</i> ; The Letter <i>t</i> ; Sustained Speed and Accuracy | |
| Diagonal Joins to Ascenders; Print to Cursive; Sustained Speed and Accuracy | | Fine Motor Workout 3..... | 49 |
| Timetables | 14 | Individual Style | 50 |
| Diagonal Touch Joins; Horizontal Joins to Neckline Entries; Numerals; Letter Size | | Joining Capitals; Headings; Diary Writing; Decorative Writing; Signatures; Writing in Pen; Form Filling; Borders | |
| Fine Motor Workout 1..... | 17 | Fine Motor Workout 4..... | 57 |
| Federation | 18 | Assessment | |
| Horizontal Joins to <i>e</i> and <i>σ</i> ; Print to Cursive; Copying from Afar | | Assessment 1..... | 58 |
| Electricity | 22 | Assessment 2..... | 59 |
| Horizontal Joins to Ascenders; Labelling; Copying Chunks; Letter Discrimination; Posture, Paper Position and Pencil Grip | | Assessment 3..... | 60 |
| Bias in Language | 26 | Assessment 4..... | 61 |
| Horizontal Touch Joins; Print to Cursive; Cursive to Print | | Student Assessment Record..... | 62 |
| Discounts | 30 | Teacher Assessment Record..... | 63 |
| Double Letters; Posture, Paper Position and Pencil Grip | | Activity Answers..... | 64 |
| Fine Motor Workout 2..... | 33 | Posture, Paper Position and Pencil Grip..... | 65 |
| Migrant Biographies | 34 | | |
| Speed Loops from Descenders; Flourished Writing; Copying Chunks; Print to Cursive; Slope | | | |

Visit writingtimeonline.com.au for handwriting assessment tools, classroom resources, the Curriculum Links and more.

Inventions and Discoveries

Imagine life without cars, phones or medicine! Scientific research, inventions and discoveries have enhanced our quality of life.



Diagonal Joins to e and o: Copy these joins and words relating to inventions. Remember, extend the exit to the start of e, or to the top of o, then retrace.

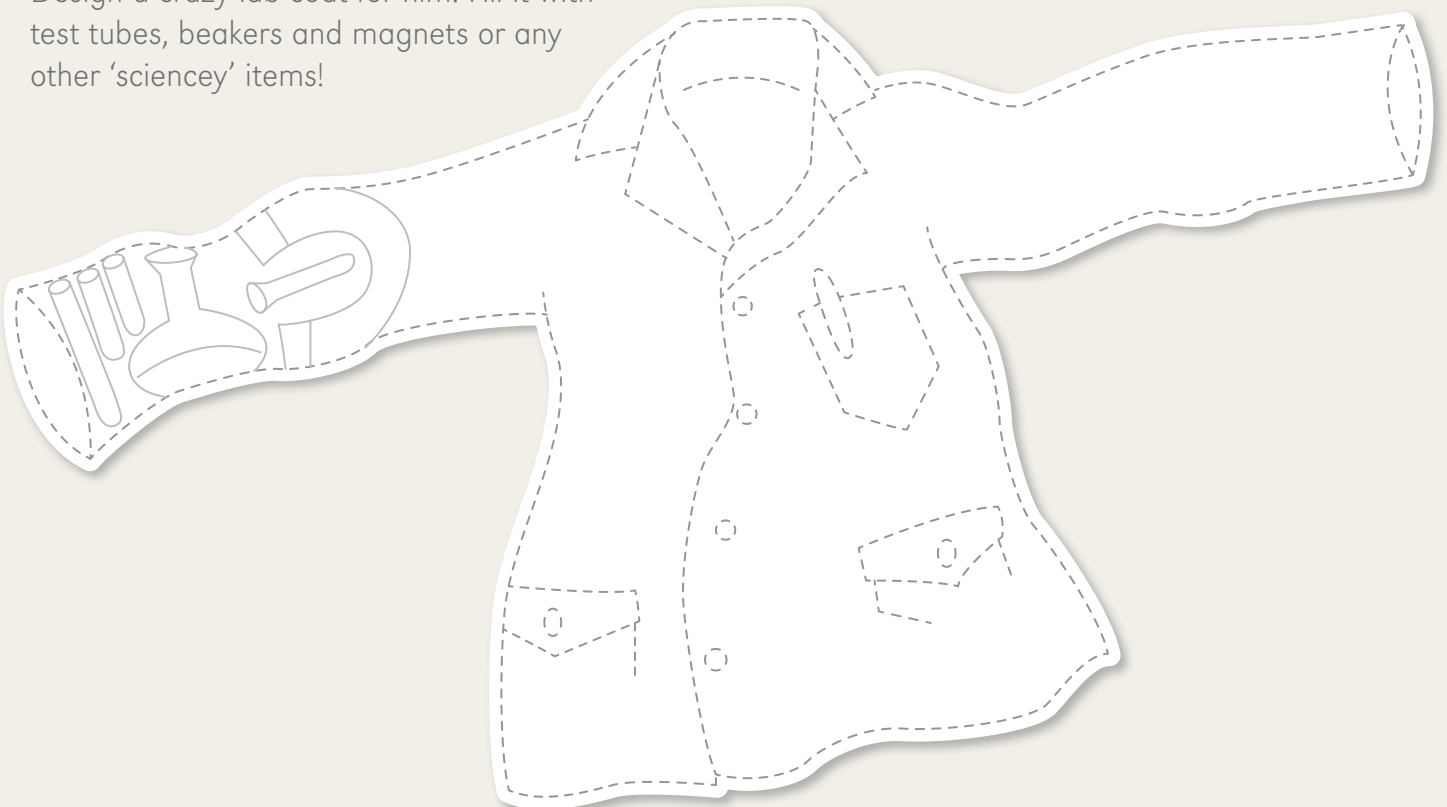
ne no

ae ce de ee he ie ke le mo no po so to uo

science computer medicine injection help laboratory

penicillin discover history learned phone schooling

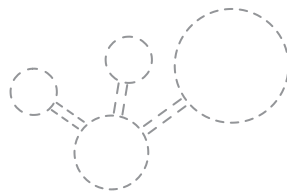
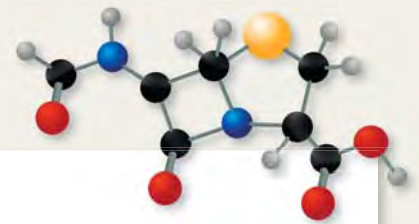
Fine Motor Skills: Dr Karl is a scientist. Design a crazy lab coat for him. Fill it with test tubes, beakers and magnets or any other 'sciencey' items!



Print to Cursive: Find the most important facts in this passage and write them as dot points in your best **cursive** handwriting.

In 1928, Alexander Fleming, a professor at St. Mary's Hospital in London, was growing disease-causing bacteria in petri dishes. After he returned from holidays, he looked carefully at the dishes and noticed mould growing in one of them. To his surprise, this mould had created a bacteria-free ring around itself. He concluded that the mould had produced a substance that killed bacteria. He named this substance penicillin. Fleming and his colleagues tried to purify penicillin but failed. It was not until 1940 that Australian scientist Howard Florey and Ernst Chain from the University of Oxford developed a successful way to extract and purify the drug.

Fine Motor Skills: Penicillin is an antibiotic used to help treat bacterial infections. Look at its fascinating molecular structure. Draw and colour your own imaginary molecular structure or copy this one.



Copying Chunks: Copy this passage about the invention of the telephone.

Imagine life without a phone! The phones we use today have come a long way since the telephone was first invented in 1876 by Alexander Graham Bell. At first it was known as an 'electrical speech machine' and the famous first words ever spoken over the telephone were by Mr Bell to his assistant Thomas Watson in the next room: "Mr Watson - come here - I want to see you."

Printing: Choose from the list below and match each inventor with their invention. Print neatly.

pasteurised milk
the assembly line

the telephone
text for the blind

penicillin
spray on skin

Kevlar
(bullet-proof material)

- | | |
|--------------------------|--|
| 1. Alexander Graham Bell | |
| 2. Henry Ford | |
| 3. Fiona Wood | |
| 4. Louis Braille | |
| 5. Stephanie Kwolek | |
| 6. Alexander Fleming | |
| 7. Louis Pasteur | |

Build 3 more words from each of these base words. The first one is done for you.


| | | | |
|-------------------|------------------|-----------------|-----------------|
| <i>invent</i> | <i>invention</i> | <i>inventor</i> | <i>invented</i> |
| <i>experiment</i> | | | |
| <i>research</i> | | | |
| <i>discover</i> | | | |
| <i>improve</i> | | | |
| <i>study</i> | | | |
| <i>develop</i> | | | |
| <i>create</i> | | | |


Copy these words. Focus on the diagonal joins to neckline entries.

invention scientific botanist discovery antibiotic

infection beaker bunsen burner chemical tripod flame

Fine Motor Skills: A Rube Goldberg machine performs a very simple task in a very complex fashion. Named after an American cartoonist, these inventions often include ropes and pulleys, chain reactions and quite a bit of silliness. Design your own Rube Goldberg machine below to crack and fry an egg.






Reflection

Rate your handwriting on this page.

- Excellent
 Very good
 Satisfactory
 Developing

Rune Code

Using the rune key, write your name. Then write a secret message for your friends to decipher.



Name:

Secret Message:
